



Minnesota Workers' Compensation
Insurers Association, Inc.

7701 France Avenue South
Suite 450
Minneapolis, MN 55435-3203

952-897-1737 general
952-897-6495 fax

www.mwcia.org

January 9, 2024

ALL ASSOCIATION MEMBERS

Circular Letter No. 24-1834

RE: 2023 Medical Data Report – Minnesota

The Minnesota Workers' Compensation Insurers Association, Inc. (MWCIA) is sharing the [2023 Medical Data Report](#) for the state of Minnesota. These reports have been compiled by the National Council on Compensation Insurance (NCCI) to provide insight into the medical cost drivers that impact the workers' compensation system in Minnesota.

The NCCI's Medical Data Call (MDC) serves as the source of the metrics displayed in the report. The MDC solicits detailed workers' compensation medical information from insurance carriers in states where the NCCI has ratemaking jurisdiction and serves as the collecting agency for Minnesota as well. The data contained in the reports represent medical transactions for Service Year 2022 (medical services provided from January 1, 2022 to December 31, 2022), except where otherwise noted. This data set consists of more than **67,900 claims**, representing **1.11 million transactions**, **\$258 million in medical payments** and 96% of insurance carrier statewide written premiums in 2022. Please note that insurer-only data are reflected. No data adjustments have been made for the reporting of COVID-19 related claims.

The Medical Data Report illustrates the breakdown of services by category as follows:

- Physician
- Hospital Outpatient
- Hospital Inpatient
- Ambulatory Surgical Centers
- Drugs
- Durable Medical Equipment, Prosthetics, Orthotics and Supplies (DMEPOS)
- Other

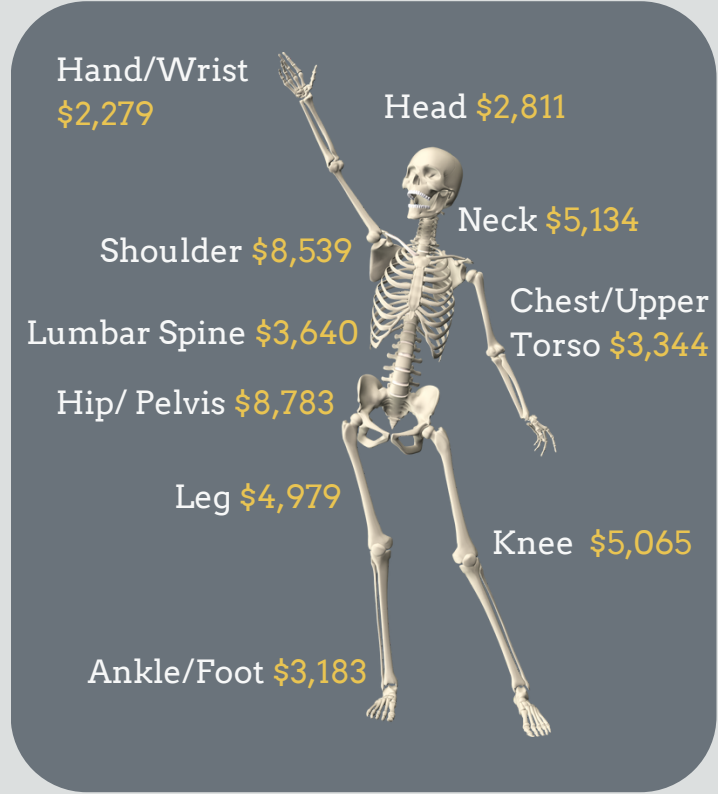
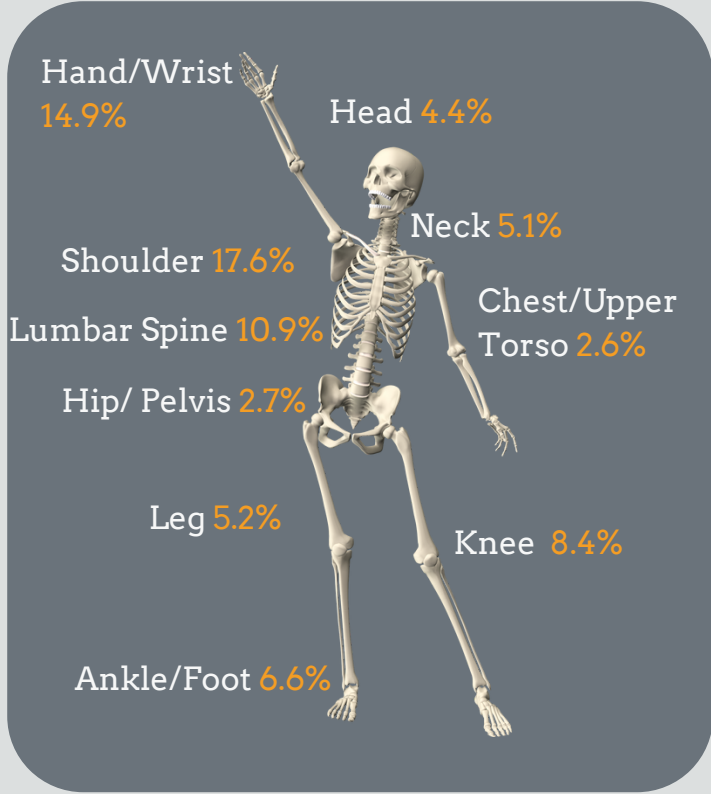
The report is under the Carriers menu below the State of the Market item.

If you have questions, please contact our Actuarial staff by calling 952.897.1737, Option 3 or by emailing actuarial@mwcia.org.

MN Medical Data Call Highlights

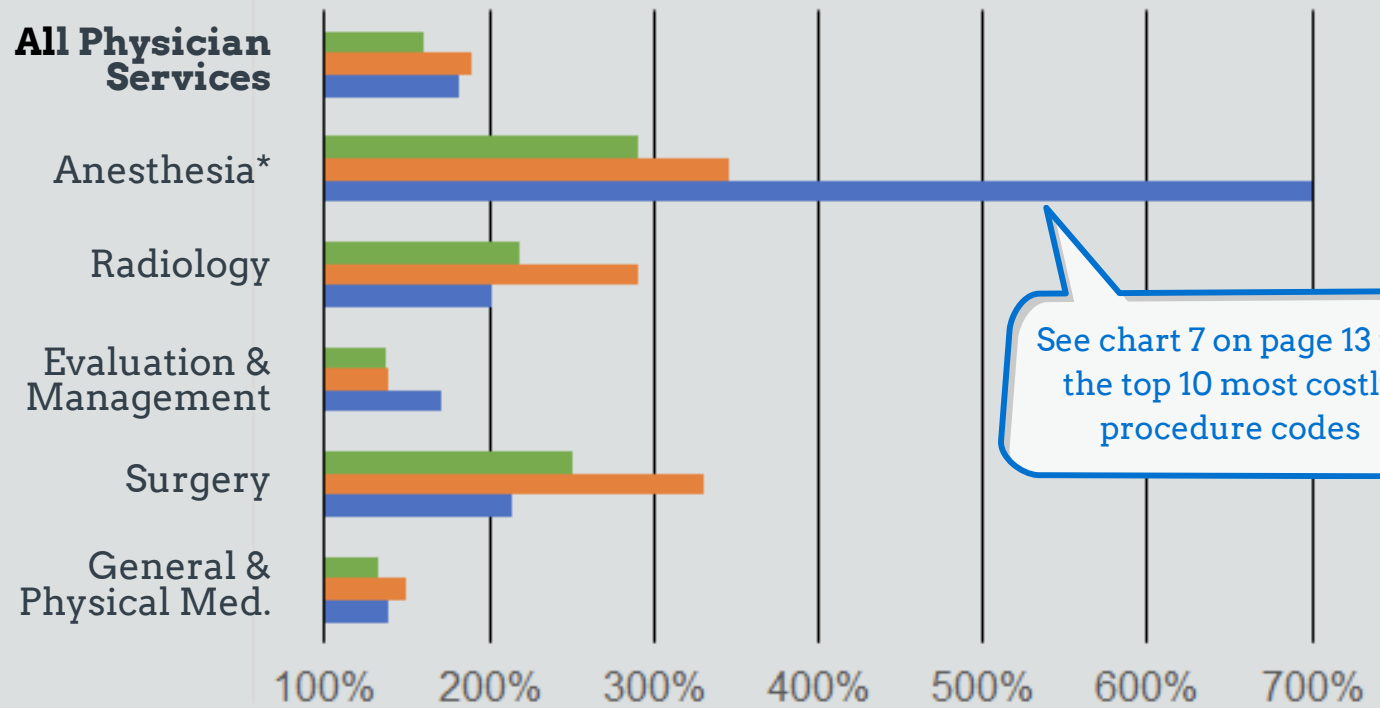
Where do injuries occur?

Body System **Paid Share** & **Average Paid per Claim** (2021 Dates of Injury)



Physician Payments as %Medicare

Countrywide **Region** **Minnesota**



See chart 7 on page 13 for the top 10 most costly procedure codes

*The maximum fee for service is governed by MN Rules [part 5521.0500](#), subpart 2, items B to F and MN Statutes [section 176.136](#), subdivision 1b